

GASLIGHT GAZETTE

D E C E M B E R 2 0 2 3



BAY AREA HORSELESS CARRIAGE CLUB



GASLIGHT GAZETTE

A PUBLICATION OF THE

BAY AREA HORSELESS CARRIAGE CLUB

D E C E M B E R 2 0 2 3



2023 BOARD OFFICERS & MEMBERS

Board Chair & Co-Secretary



Gerald Robinson
Oakland, California

Member



Rob Guzzetta
San Jose, California

President



Gary Mills
Fremont, California

Member



Jim Lukash
Palo Alto, California

Vice President



Eric Larson
Sonoma, California

Member



Vince O'Brien
Greenbrae, California

Co-Secretary



Norman Schwartz
Lafayette, California

Gazette Editor

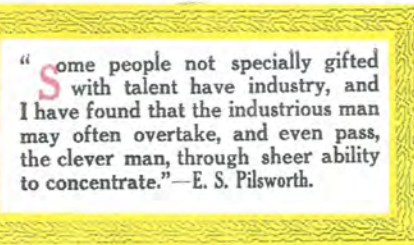


Mark Cerruti
256 La Questa Drive
Danville, CA 94526
(925) 639-9770
cerrutidesign@comcast.net

Treasurer



Whitney Haist
Orinda, California



The BAY AREA HORSELESS CARRIAGE CLUB (BAHCC) was founded in 1950 by and for automobile antiquarians dedicated to the preservation of pre-1916 motor vehicles. The BAHCC is one of numerous Regional Groups of the Horseless Carriage Club of America, (HCCA), which has 4500 members worldwide. HCCA membership is required of all active touring BAHCC members, but is not required for "Associate" members.

- We welcome new membership! -

GENERAL MEETINGS: First Wednesday of each month, (excluding July & December - No meeting), are a combination of in-person and via ZOOM. (See website Calendar for time, location and format.) April & November are Potluck dinners starting at 6:30 PM at the Piedmont Community Hall, 711 Highland Avenue, Piedmont, California. *Guests are always welcome!*

BOARD MEETINGS: Third Wednesday of each month, via ZOOM. All members welcome. Contact any Board member for ZOOM invitation.

ADDRESS: c/o President. **PHONE:** c/o President.

WEBSITE: www.bahcc.org



2023 COMMITTEE CHAIRS

| | | | |
|----------------|------------------|--------------|-------------------------------|
| Tours & Events | Gary Mills | 510-656-9192 | millsmechanical@comcast.net |
| Membership | Ed Harley | 925-997-7710 | eparley@pacbell.net |
| Authenticity | Johnny Crowell | 925-963-5835 | jcrow22006@aol.com |
| Web Master | Mark Wheeler | | mark@tonedeafdesign.com |
| Hospitality | Carolee Morrison | 510-655-6128 | caroleemorrison@sbcglobal.net |
| | Kaaren Brommer | 510-538-1795 | kebrommer@aol.com |
| Sunshine | Kaaren Brommer | 510-538-1795 | kebrommer@aol.com |
| Nuts & Bolts | Eric Larson | 707-974-4296 | hpranch@interx.net |

The GASLIGHT GAZETTE is published 11 times per year, with one issue for the months of July and August. Permission to reproduce articles is granted provided credit is given to the original source.

On the Cover; *MoToR*® December, 1909
Artist; Frederick L. Stoddard (1861-1940)

Farewell from 2023 BAHCC President

It looks like another year is coming to an end. The Christmas Party will be upon us soon and I will be passing the gavel to incoming President Eric. Great changes are headed our way.

That being said, Whitney has put in his notice of retirement as Treasurer and Norman will be taking on this feat.

The new year should fill quickly with events and tours. Everyone is probably inside working on projects, especially since temps have been dropping since Thanksgiving. With the cold weather my work days have been filled with customers screaming for heat and hot water, but thankfully, I was able to catch a video this week of Tony driving John's 1913 Cadillac. Hopefully we should be seeing it on the road soon.

In ending my year as president, I would like to take this moment to thank everyone for working with me. It has truly 'taken a village' to raise this president and I could not have done it without this year's committee.

Safe travels,

Gary Mills



BAY AREA HORSELESS CARRIAGE CLUB Holiday Dinner – Dance & Board Installation

Saturday - December 9th - 2023

Piedmont Community Hall
711 Highland Drive
Piedmont, California



Cocktails 6:30 - Dinner 7:00



Gourmet Dinner prepared by Chef Dan

Please bring your own dishes & table service

\$45 per person, all inclusive

Children / Grandchildren under 14 years of age are FREE!



Guests Welcome!

Santa will be collecting gifts!



*Please bring a new,
unwrapped gift for
Children's Hospital*

You may drop off gift at John
& Carolee's house if you will
miss the Party

WOULD YOU LIKE TO DECORATE A
TABLE? PLEASE CONTACT CAROLEE



Reservations Due by December 1st!

Make check payable to BAHCC & mail to:
Whitney Haist - 12 Sunrise Hill Rd. - Orinda, CA 94563
Or by **PayPal** to: treasurer@bahcc.org


*ANY
Questions?*

Carolee Morrison (510) 407-1186
CaroleeMorrison1918@gmail.com

It's On!

**BAKERSFIELD
SWAP MEET
May 3 & 4
FAMOSO DRAGSTRIP**

NEW YORK PHILA.



Clarence J. Van Nieuwen

California RENDEZVOUS

By Robert Caldeira

This year's California Rendezvous, hosted by Steven Chase, was based out of Santa Maria and occurred October 22-26. My wife Pam and I participated in our 1915 Model T Touring. What made this tour especially exciting for both of us, is that it would also be a family event for several of us Caldeiras. My aunt and uncle, Kay and Chester "Chet" Caldeira (a BAHCC member since 1953) drove from Santa Barbara bringing their 1914 Overland; and their daughter and her husband, Diana Caldeira and Steve Reed (recent BAHCC members) from Depoe Bay, Oregon brought their 1915 Model T Runabout. It became a "family reunion," not just for the family members but also for the two Model Ts.



Caldeira Brothers' Model Ts

To properly tell this story, a little historical background helps. My father was Cyrus "Cy" Caldeira. He joined the BAHCC shortly after it was created and was President in 1958. He passed away at a very young age in 1962, the year I was born. He restored the 1915 Model T Touring which I still own and tour (great forethought from my mother for hanging onto it!). His younger brother, Chet also restored several horseless carriages over the years, but his first full restoration was the 1915 Model T Runabout which he gifted years ago to his daughter Diana. These two "Caldeira Brother" Model Ts have not toured together since 1960'ish. This is what made this tour so special for us!

There were participants from about 5-6 different regions, including several of our own BAHCC members: Barbara Beach, Vince O'Brien, Jim and Margie Pappakostas, and Fred Pratt.


If anyone has ever participated in a Steven Chase Tour, you know you are in for a good time (and always plenty of surprises)! Steven's passion for horseless carriages and touring

is unsurpassed and he truly does everything to make it a fantastic tour. True-to-form, this tour did not deviate from that and certainly did not let us down!

Most of the participants arrived on Sunday and a short shake-down tour (led by Fred) happened that afternoon. It was quite handy just to get a sense of the area, as we would be there for several days.

Day One was approximately 100 miles of beautiful driving and beautiful weather. Leaving the Radisson Hotel, we took some incredible backroads to our coffee stop in Los Olivos. For anyone who has not visited this town, it is definitely worth the visit. The group had a couple route choices leaving Los Olivos and one option was to conquer the peak of Mt. Figueroa and experience the incredible views from the mountain. I believe only Barbara Beach accepted the challenge in her 1926 T Pickup (of course, this was no surprise to anyone who knows Barbara)! From Los Olivos we went into the wonderful little town of Solvang for lunch. After lunch, we meandered back to Santa Maria.

Day Two of about 150 miles took us on the incredible backroads between Santa Maria and San Luis Obispo. After a welcomed coffee stop in Arroyo Grande, we headed out to the Mt. Madonna Inn for a wonderful sit-down, group buffet luncheon. Madonna Inn is definitely one of those "you need to stop there at least once" type of places so as to take it all in. It is a real local treasure!



Onward to Los Olivos

After lunch, it was onward through Nipomo to well-known historic motorcycle restorer Steve Huntzinger. Naturally, Steve had some incredible motorcycles in his shop, finished as well as under restoration. We also had a stop at the well-known Pebble Beach award-winning restoration shop of Robin Onsoien. Robin had several vehicles in his shop, such as a 7-passenger Pope Hartford, Pierce Arrows, dual-cowl Lincolns, Rolls Royce Silver Ghost, to name a few. After our last stop at The Luffa Farm (yes, luffas) we headed back to Santa Maria. Another marvelous day of touring!

Our final day started out somewhat wet. A bit of heavy drizzle happened overnight, and the morning excursion still found us in wet, drizzly weather. Most of the participants decided to still commence touring and we drove through some gorgeous foothills between Guadalupe, Vanderberg Space Force Base and into the west-side of Buellton. I think Pam and I only had the Model T sideways two or three times while attempting to exploit some downhill momentum necessary to hit the steeper, wet hills. You see, our little Touring does not have a Ruckstell

so momentum is our dear friend - at least this was my justification to Pam for simply having so darn much fun on a quiet, wet road! By the time we hit Buellton, the wet drizzly weather subsided, and it was onward to the Hans Christian Andersen Park in Solvang for a wonderful, pre-ordered lunch. Again, backroads through Los Olivos and back to Santa Maria, totaling about 115 miles for the day.

Our Tour Banquet was that evening. Steven arranged and coordinated a fantastic venue at the Santa Maria Air Museum (another must-see place), dining via on-site barbecued Santa Maria Tri-tip (of course) while seated indoors amongst the planes, engines and such. Everyone had a great time, so much that quite a few of us continued the evening's party back at the Radisson!

I would like to give a special thanks to Steven Chase for his generous hosting and to Robin Onsoien for tackling the majority of the route. Next year's tour will return to Paso Robles so please stay tuned...



Coffee Stop



Those Were The Days!

Courtesy of Larry Sedlacek




COLD WEATHER COMFORT FOR THE MOTORIST.



Visor Driving Hood and Muffer,
as a Hood.



"Scandinavian" pantaloons.



Grinnell "Rist-Fit" gloves.

PILGRIM TOUR LEFTOVERS.....

It was a beautiful day after Thanksgiving where we all met in Martinez for the Pilgrim Tour, lead by the Schwartz Family in their Patterson Touring car. The pilgrims trickled in and we ended up with about 13 cars for the tour and 25+ people. We had one of our newest couples join us, Bruce and Wendy Tschida, in their Model A Ford since their Stanley Steamer was not quite ready to go yet. We loaded up this year bringing our two grandsons, ages 8 & 10, whom hadn't been on a run in the old cars yet, and our 18 year old granddaughter who has been on a few runs.



We departed heading up Alhambra Valley, passing through Briones, Castro Heights, and Greenbriar, arriving at our lunch destination of Kennedy Grove Regional Recreation Area. We all made it there which



was only about 12 miles, but a nice drive. The park had nice grounds with picnic tables and bathrooms, and plenty of shade which although a sunny day, still a bit cool, less shade was ok. The Schwartzes brought several goodies to share, warm liquids, pies, and others contributed more tasty desserts. We all brought out our picnics, had lunch, desserts, and plenty of socializing in

between. After we were all full, we slowly packed up and made our way back the same route and some headed on their route home.

A **Big THANKS** to the **Schwartz Family** for hosting this event as they have done for several years.

Eric Larson



Cooking Your Meals While You Drive

Using the exhaust heat of your engine to prepare luncheon while running at twenty-five miles an hour

By Albert Marple

THE manifold stove is new. It fits beneath the hood over the exhaust manifold of the automobile engine and may be used for baking potatoes, heating canned goods, and water. The device costs only about a dollar to manufacture, uses heat that would otherwise be wasted and is a valuable time saver. It was invented by J. I. Wernette, of Glendale, California.

This stove is about ten inches square at the top and is fourteen inches deep. A hole cut in its side permits it to fit snugly over the manifold, and a wire netting is so arranged as to keep the pans, canned goods,

etc., from touching the pipe. For baking potatoes, a baking pan, sufficiently large to fit tightly within the stove, has been provided. When warming up canned goods the cans are placed directly upon the wire netting. An especially prepared can permits the motorist to make coffee or boil water for tea.


Another type of stove, heated by the exhaust, is located on the runningboard. This new stove is a large steel box, around the inside of which is a heating space, about one inch wide at the two sides, ends and the bottom. To provide the space a sheet-iron box is



Diagram showing construction of above and disposition of the food

soldered in place within the steel box, the iron box being one inch smaller all around than the steel stove. The pipe which carries the exhaust gases to and through the stove is attached to the main exhaust pipe. A hole is made in the pipe and the end of the cooker pipe clamped over it. There is a valve between the exhaust


pipe and the cooker so that the latter can be disconnected or used at full capacity. The gases escape eventually through an auxiliary exhaust pipe. Removable wire shelves are placed within the stove whenever it is desired to cook potatoes or apples. So efficient is this cooker that a large fish, a rabbit or quail may be cooked to a turn while the car is traveling a distance of fifty miles. Potatoes or apples may be baked in a distance of from fifteen to twenty miles. This box or stove is two feet long, ten inches wide and twelve inches deep. An asbestos pad arranged within the lid retains the heat.



Showing stove under hood with all the necessary connections to main exhaust pipe. This stove is ingenious and gives excellent results



This is the footboard stove. The illustration shows the food being placed in the cooker and the valve that controls the heat



Calendar

**BAHCC Events
are Highlighted**

Contact the Editor to
add a pre-war auto-related
event to this Calendar

| | | | | |
|----------|-------------|---|---|---|
| DEC | sat 12/9 | Holiday Party <i>See Flyer</i> | Piedmont, CA | Piedmont Community Hall 711 Highland Ave, Piedmont, CA |
| | sun 12/31 | Holiday Motor Excursion | Arcadia, CA | socalhcca.com |
| JANUARY | wed 1/3 | General Meeting | zoom 7:30 PM | Contact any Board Member if you do not receive zoom invitation |
| | sun 1/14 | Joint Tour & Silent Movie w/ Packard Club in Historic Niles. <i>Details in next newsletter</i> | Fremont, CA | Rob Guzzetta splithead6fan@gmail.com |
| | wed 1/17 | Board Meeting | zoom 7:30 PM | Board Meetings are open to all Members Contact any Board Member to receive zoom invitation |
| | 1/27 & 1/28 | Turlock Swap Meet | Turlock, CA | turlockswapmeet.com |
| FEBRUARY | wed 2/7 | General Meeting | zoom 7:30 PM | Contact any Board Member if you do not receive zoom invitation |
| | sat or sun | Valentine's Tour & Luncheon | <i>Volunteer NOW to host this popular Event in your area!</i> | |
| | wed 2/21 | Board Meeting | zoom 7:30 PM | Board Meetings are open to all Members Contact any Board Member to receive zoom invitation |
| | sat 2/24 | ALPCA License Plate Swap Meet | Fremont, CA | David Lacey dslacey1967@gmail.com |
| MARCH | wed 3/6 | General Meeting | zoom 7:30 PM | Contact any Board Member if you do not receive zoom invitation |
| | 3/15 - 3/20 | HCCA National Convetion & Tour | Nashville, TN | hcca.org |
| | 3/15 & 3/16 | Chickasha Swap Meet | Chickasha, OK | Mike or Susie Ersland (405) 224-9090 |
| | wed 3/20 | Board Meeting | zoom 7:30 PM | Board Meetings are open to all Members Contact any Board Member to receive zoom invitation |
| APRIL | wed 4/1 | General Meeting | zoom 7:30 PM | Contact any Board Member if you do not receive zoom invitation |
| | wed 4/15 | Board Meeting | zoom 7:30 PM | Contact any Board Member to receive zoom invitation |
| MAY | 5/3 & 5/4 | Bakersfield Swap Meet | Mc Farland, CA | Steven Chase (323) 497-0601 NewNorthSouth@gmail.com |
| | 5/6 - 5/8 | California Rendezvous | Paso Robles, CA | Jim Skillicorn (831) 455-5105 jimskillicorn@comcast.net |
| | sun 5/19 | Friendship Day | Redwood City, CA | MPOTAC.com |
| JUNE | sun 6/2 | Mother Lode Swap Meet | Auburn, CA | motherlodemodelt.com |
| | 6/8 & 6/9 | Endurance Run & Lowland Tour | Palo Alto, CA | scvmtfc.org |
| JULY | tue 7/4 | Piedmont 4th of July Parade & Picnic | Piedmont, CA | bahcc.org |
| | 7/18 - 7/23 | 4th Annual "Museum of the Horseless Carriage" Celebration of Brass | Hickory Corners, MI | museumofthe horselesscarriage.org |



What I learned from Nuts and Bolts.....

We recently had a Nuts and Bolts Session on Tires and Tubes. It was well attended and hope everyone learned something. I have several pre war cars with different tire/rim configurations, so I found this topic especially interesting. If you have one or many early cars you need to understand what it takes to change a tire and tube, even if you have to get help to fix it. Sorry, there are no tire shops that you can take your early car to that will know how or be able to fix your tire, so this is good stuff to know.



In my case, I saw how Rob's '10 Buick wheel with a lock ring was supposed to come off, but due to its long time assembly, it was reluctant to come apart as designed. These wheels with a lock ring need to have the rim ring moved with a compressed tire to be able to remove the lock ring, then the rim ring and tire will come off. After this, I went home to my '09 Buick and went to task. I compressed the tire in about 4 places around the rim with C Clamps and strips of steel to squeeze the tire, giving room for the rim ring to move inward giving space for the lock ring to come off. My

tires are pliable so they squeezed allowing the rim ring to move and the lock ring was able to pry out. I then removed the clamps, then the rim ring and tire came off with the last part being where the tube stem went through the rim. The tube I discovered had a 1/2" x 3 1/2" brass stem which had failed at its reinforcement on the tube making it non repairable. I tried a tube I had with a rubber stem which was a inch shorter but thought it would still be long enough to stick through the rim and fellow. I proceeded but found the rubber stem is actually tapered; .600" at the tube, and .400" at the valve, and would not go completely through the rim and fellow. This may work on a model T Ford, but not on this Buick.

I ordered new tubes form Coker Tire with 1/2" x 3 1/4" Brass stems, which worked just fine. I assembled in reverse order, with some struggle to get the lock ring back in. Re clamping the tire to give more room was a must, giving me more room to manipulate the lock ring in front of the rim ring. This technique worked and will work for others but need to take into consideration the stiffness of the rubber, and how long it's been assembled, moisture, etc., which are all factors of disassembling this type of rim.

You need to look at your vintage car to see what type of tire/rim/wheel configuration, so if you do get a flat you might have the knowledge and tools to change it, even if you have to get help.

If you have any questions, feel free to contact me or other knowledgeable members of our club for help.

Eric Larson





CARRY THE CHARM



Skiddo Puncture Devils.

M. & M. allows the autoist to depart on a road trip with the confidence of knowing that he, himself, can take care of any tire troubles which may arise en route.

M. & M. is the only permanent repair for both outer casings and inner tubes that can be applied on the road.

It is a cold cure—no heat required—the tire was completely vulcanized when made. To apply repairs by steam (the old way) requires double vulcanization of the rubber, the patches are semi-vulcanized then cemented to the tire and *again* vulcanized to complete the cure; this gives the tire double vulcanization, which is extremely dangerous, as it takes all the life out of your tire and lessens the wearing qualities.

To prolong the life of your tires, use M. & M. Cement and Acid Cure Solution. Don't accept substitutes.


For Sale by all Dealers and Jobbers.

DISTRIBUTORS:

POST & LESTER Co., Hartford, Conn., *Exclusive New England Agents.*
 EXCELSIOR SUPPLY Co., 233 Randolph St., Chicago, Ill., *Western Agents.*
 THE CHANSLOR & LYON MOTOR SUPPLY Co., San Francisco, Cal.
 AUTOLIGHT & MOTOR SUPPLY Co., Phila., Pa.

The M. & M. Mfg. Co.
AKRON, OHIO





MEMBERSHIP RENEWAL

It is time to renew your BAHCC Membership for 2024!

ALL RENEWALS ARE REQUESTED TO BE COMPLETED BY DECEMBER 31st.

Please complete this renewal form and submit according to the instructions on the form.

Your Name _____ Spouse _____



If all your information listed in the 2023 Membership Directory is correct, just fill out "Your Name."

Address _____ City _____ State _____ Zip Code _____

Email #1 _____ Email #2 _____

Telephones _____
Main _____ Your Cellular _____ Spouse's Cellular _____

Your Birthday _____ Spouse's Birthday _____ Wedding Anniversary _____
Month & Day Month & Day Month, Day & Year

2024 Dues are \$40.

Due to the ever-increasing cost of printing and postage, we are requiring those who wish to receive a printed copy of the Gaslight Gazette to include an additional \$15.



Choose one:

\$40. for 2024 BAHCC Dues and the Gaslight Gazette delivered via email only \$ _____

- or -

\$55. for 2024 BAHCC Dues and the Gaslight Gazette delivered via email and a printed copy delivered via USPS \$ _____

- optional -

Dues do not cover the Club's costs of operation. Dues are kept artificially low to encourage membership. If you are willing to make a contribution,* please indicate here:

____\$25. ____\$100. ____\$500. ____\$Other \$ _____

*The BAHCC is not a 501(c)(3) Organization and contributions are likely not tax deductible. Consult your Accountant.

Total Remittance: \$ _____

Pay by regular mail

Please write check payable to "BAHCC" and mail to:

Whitney Haist
12 Sunrise Hill Rd
Orinda, CA 94563

- or -

Pay with

PayPal

Send remittance to:

treasurer@bahcc.org

Sign up for the

BAHCC

Holiday Party

NOW!

Amount above . . . \$ _____

+

Holiday Party @
\$45 per person
x _____ person(s) = \$ _____

=

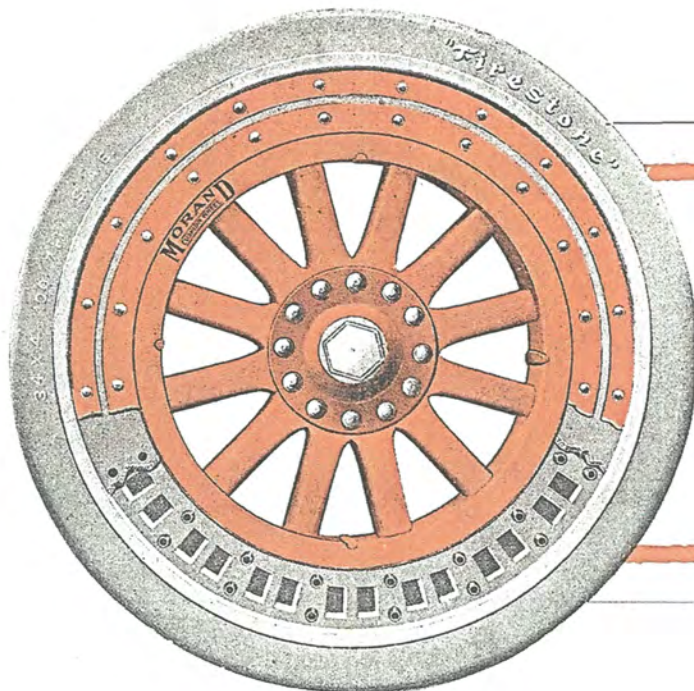
TOTAL \$ _____


Thank You





Courtesy of Johnny Crowell



MORAND CUSHION WHEEL

A BETTER WHEEL AT A LOWER PRICE.
GUARANTEED FOR THE LIFE OF THE TRUCK

ABSORB THE SHOCK
AND SAVE THE TRUCK

ESTABLISHED 1852

HERMAN BORN & SONS
BALTIMORE INCORPORATED WESTMINSTER

Happy Birthday!

| | |
|------------------|--------|
| Pamella Caldeira | Dec 4 |
| Daniel Erceg | Dec 5 |
| Richard Green | Dec 7 |
| Robert Stone | Dec 18 |
| Mary McEachern | Dec 21 |
| Allan Greenberg | Dec 22 |
| Tom Holthaus | Dec 23 |
| Bernard Metais | Dec 23 |
| Joyce Azevedo | Dec 26 |
| Bea Reak | Dec 27 |
| Layden Butler | Dec 29 |
| Kathleen Vitale | Dec 30 |




Welcome!
New Members

Diana Caldeira
& Patrick Reed
 Depoe Bay, OR



Happy Anniversary!

| | |
|-------------------------|----------------|
| Richard & Ellen Green | Dec 13th, 1969 |
| Eric & Muriel Lundquist | Dec 14th, 1968 |



The Chaperone Car.

She: "Did you say that was a collapsible seat, George?"
 He: "Yes, dearest."
 She: "And—er—will it?"

—The Motor.



HCCA NATIONAL NEWS



Re: **Art Twohy Service Award; New HCCA Webmaster; Hershey Week is Next Week!**

Issue: **2023-10-01 #10**

- **Art Twohy Award Nominations** – The Art Twohy Service Award, is the Horseless Carriage Club's new Regional Honor, for an individual whose dedication and service to their HCCA Region has had a significant impact on our club at the Regional level.

The HCCA was founded on November 14, 1937, in Los Angeles, at the home of Art Twohy, who served as the first HCCA President.

The HCCA Regions are the foundation of our club, and it was from that Los Angeles local founding that the Club has grown into the international club it is today.

The Club's Marian Welch Award is awarded to individuals who have shown exceptional service at both the Regional and National levels. But, many of our members never serve at the National level.

This award is intended to recognize their exceptional dedication to the Club at the vital Regional level, which keeps our club strong at it's foundation, the Regional Group.

Members are now asked to submit to the HCCA office, on or before November 30, 2023, recommendations of candidates to be considered by the Board of Directors.

The Qualifications are:

HCCA Member for a minimum of 10 years;
Active involvement at the Regional level;
Regional **Leadership Positions** held;
Amounts and Type of **Outstanding Service**;
Efforts to **Promote Club Values**;
Helping / Mentoring others.

Please send member nominations to:
Awards Committee Chair, Andy Wallace,
c/o HCCA Office
3109 Fish Canyon Road
Duarte, CA 91010-1506

The Art Twohy Award nominations can be submitted by email as well. The nomination and supporting documents should be in a

document attached to the email. Please send the email to: office@hcca.org Subject Line: c/o Andy Wallace, Awards Committee Chair.

All submitted nominations will be considered by the Awards Committee. The first Art Twohy Award will be announced at the HCCA National Convention, in March 2024, in Chattanooga, TN.

- **Meet The New HCCA Webmaster** – The HCCA has a new Webmaster, effective October 1st, 2023. **Peter Gariepy** will be taking over as Webmaster from Brad Balduff, our long time Webmaster.

Peter comes with a depth of experience supporting the Websites of other current car clubs, including:

Antique Automobile Club of America
Franklin Museum
Reatta Owners Association
Vintage Chevrolet Club of America
Pierce Arrow Society
Rolls-Royce Owners Historical Society

As you can see from the above, Peter has a depth of experience in our hobby. Please welcome him to this vital function of the Horseless Carriage Club. He can be reached at peter@hcca.org Phone: 520-247-5918.

- **Hershey is Here!** – The Antique Automobile Club of America is holding their 2023 Eastern Fall Nationals in Hershey, PA, starting on Tuesday, October 3rd. If you can, try and attend. This is a big show, but turnout is important to show that our hobby is still vital and important. If you can't make it to Hershey, attend a local event in your area. And, bring your brass car.

Doug Tomb / Douglas.tomb@verizon.net

Board Member – HCCA NN Editor ...

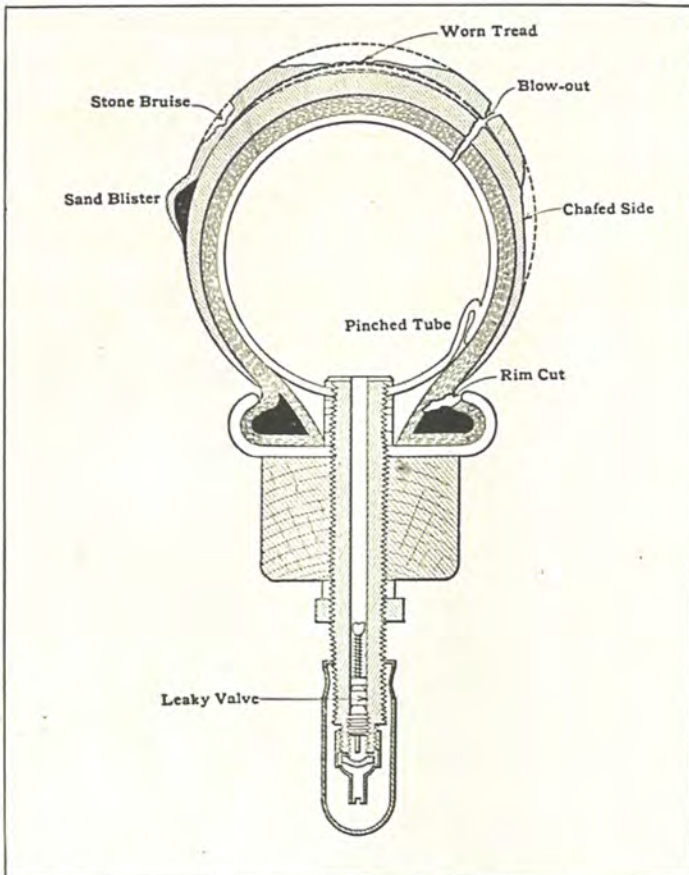
Chest-Nuts (& Bolts) Roasting On A Roaring Tire

- or -

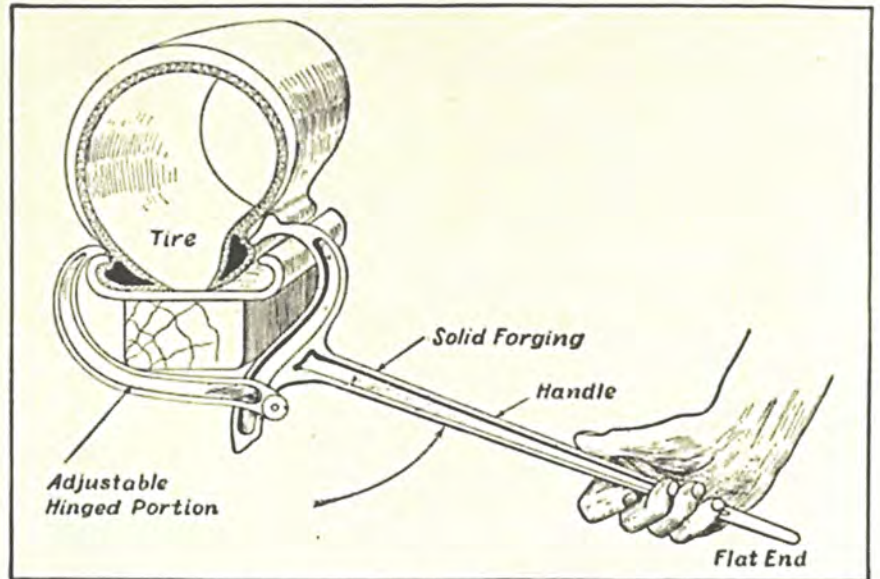
TIRED MINDS MAKE MISTAKES

During our recent "Nuts and Bolts" on tires, several of the tools brought by members did not seem to work very well. This is odd, since most old tools tend to work very well at their intended purpose.

It kept bothering me, so I turned to my old reference library and located the following figure on page 869 of "The Modern Gasoline Automobile" by Victor Page, (the revised and enlarged 1919 edition).



Sectional View of Pneumatic Tire Showing Some Conditions Which Cause Failure.



Special Appliance for Loosening Clincher Shoes from Rim of Wheel.

Hmm, it would appear our assembled Brain Trust (we trust there were brains) all decided to use this tool 100% backwards!

We put the tool on the outside of the wheel, and tried to use the "spoon" to leverage off the rim. We were supposed to place the tool under the rim between the spokes, not on the outside of the rim. The spoon would pinch the tire away from the rim.

I'm not claiming to be any smarter than the rest. I was just as misguided as everyone else, but I figured "The Gang" might appreciate knowing the correct way of using the tool in question for the next time. As a bonus, I've included an illustration of all the ways your tires can fail you via your mistakes or road hazards.

"Tribal knowledge" and "war stories" are wonderful, but remember, old books sometimes hold secrets long forgotten to allow us to keep our cars going.

Too tired to care?



**TIME TO
RE-TIRE**

Jim Lukash

HCCA NATIONAL NEWS



Re: HCCA 2023 Roster; Art Twohy Award; HCCA Board Elections; HCCA 2024 Convention;
Issue: 2023-11-01 #11

HAPPY THANKSGIVING!

- **HCCA 2023 – 2024 Roster** – Do you want to look up a member's phone number? How about checking to see if that inquiry about your Parts For Sale is from a real member? Simple! Just check in the **HCCA Roster of Members 2023 – 2024**. It came out in time for Hershey, compliments of President Mike Reid and Club Executive Secretary Lindsey Jackson, and just in time too. The previous 2019 Roster was getting a bit dated. Contact the HCCA Office office@hcca.org and get a hard copy for \$20, plus shipping. Rosters will also be for sale at HCCA events and tours. Members only please. Thanks Again to Mike and Lindsey.
- **Art Twohy Award Nominations** – The Art Twohy Service Award, is the Horseless Carriage Club's new Regional Honor, for an individual whose dedication and service to their HCCA Region has had a significant impact on our club at the Regional level. The HCCA was founded on November 14, 1937, in Los Angeles, at the home of Art Twohy, who served as the first HCCA President. The HCCA Regions are the foundation of our club, and it was from that Los Angeles local founding that the Club has grown into the international club it is today. This award is intended to recognize the exceptional dedication to the Club at the vital Regional level, which keeps our club strong at it's foundation, the Regional Group. Members are now asked to submit to the HCCA office, on or before November 30, 2023, recommendations of candidates to be considered by the Board of Directors. The Qualifications are:
HCCA Member for a minimum of 10 years;
Active involvement at the Regional level;
Regional **Leadership Positions** held;

Amounts and Type of **Outstanding Service**;
Efforts to **Promote Club Values**;
Helping / Mentoring others.

Please send member nominations to:
Awards Committee Chair, Andy Wallace,
c/o HCCA Office

3109 Fish Canyon Road
Duarte, CA 91010-1506

The Art Twohy Award nominations can be submitted by email as well. The nomination and supporting documents should be in a document attached to the email. Please send the email to: office@hcca.org Subject Line: c/o Andy Wallace,
Awards Committee Chair.

All submitted nominations will be considered by the Awards Committee. The first Art Twohy Award will be announced at the HCCA National Convention, in March 2024, in Chattanooga, TN.

- **Time to Vote!** – No, not for Federal, State or Local Elections!
This is important, this is for the 2024 HCCA Board of Directors Election candidates. Your ballot arrived with the September-October 2023 Gazette issue. Two envelopes were provided, along with instructions. Make your choices, vote for only five, and mail it before December 15th, 2023. No need to wait, please **Mail It Today!**
- **Chattanooga Convention** – The HCCA 2024 Tour & Convention, including the HCCA Annual General Meeting, will be in Chattanooga, TN, March 15th – 20th, 2024. Details to follow.

Doug Tomb / Douglas.tomb@verizon.net

Board Member – HCCA NN Editor ...

